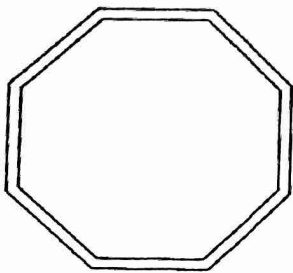


CHAPTER 5 Signs, Signals, and Markings

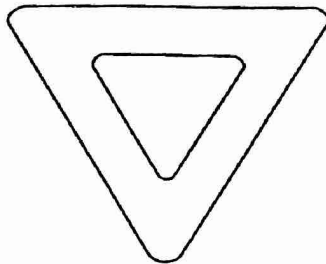
STUDY GUIDE FOR CHAPTER 5 LESSON 1

Understanding Regulatory and Warning Signs


- A. Look at the shapes of the signs below. Under each sign, explain what kind of sign it is and what it means.




1. _____



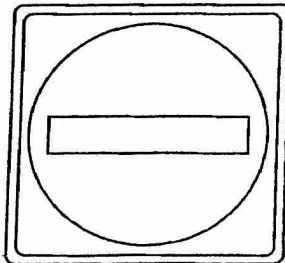
2. _____




3. _____



4. _____



5. _____



6. _____

- B. FIND OUT MORE. In the next week, take notes on your way to and from school. What regulatory and warning signs are there on this route?
