




PBS Arkansas Shows and Times	
The Cat in the Hat Knows a Lot About That	"The Cat in the Hat Knows a Lot About That!" features six-year-olds Sally & Nick, best friends and next door neighbors, who are transported on magical journeys to all corners of the globe where the natural world becomes their playground.
Odd Squad	The show focuses on two young agents who are part of the Odd Squad, an agency whose mission is to save the day whenever something unusual happens in their town.
Wild Kratts	Join the adventures of Chris and Martin Kratt as they encounter incredible wild animals, combining science education with fun and adventure as the duo travels to animal habitats around the globe.
Peg + Cat	What would it be like to wake up and find yourself in the middle of a math word problem?
Nature Cat	Fred, a house cat, dreams of exploring the great outdoors. Once his family leaves for the day, Fred transforms into NATURE CAT, "backyard explorer extraordinaire!"
Play Vocabulary BINGO: Watch PBS shows throughout the week. Look and listen for the words. Three in a row is a BINGO.	

Literacy Corner
Choose 3 to 5 literacy learning opportunities to practice your child's reading, writing and communication skills. Don't forget to grab a good book, snuggle up and read to or with your child daily.

- **Write a Story:** In *The Cat in the Hat*, the children are curious if they can walk on clouds, so they explore the top of a mountain to see if it is possible. Write a story or draw a picture about what it would be like to walk on clouds. What would you see in the clouds above your town?

Beginning	Middle	End

- **Make a List:** In *Wild Kratts* we learned about the Blue Heron's features. Choose another animal and write a list or paragraph to describe the animal's features.
- **Story Details:** In *Peg + Cat*, Cat goes on an adventure while following the bouncing ball. Make a list and see how many details you can remember from Cat's adventure. You can go on an adventure with your family around the neighborhood. When you get home make a list and see how many details you can remember from your adventure.
- **Presentation:** Time for your child to be the expert! Help him or her make a presentation with facts and pictures about something they learned this week. This can be done on paper, poster, or with a computer. Present for family or friends in person or by video chat.



- **Retell:** After you watch any show this week, retell the story to a family member and draw a picture of your favorite part of the story.
- **FREE Choice:** Ask your child about his or her interests? Let them choose something to read, write or learn more about today.

Math Mania:

Choose 2 to 4 math learning opportunities to build and reinforce counting, sorting and developing number sense.

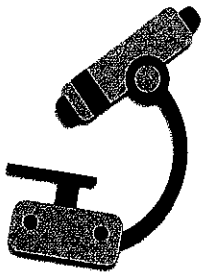
- **Measurement:** Look around your house or yard and find different objects to measure (ex: pencil, toy, stick from outside, couch, a door, etc). Use a ruler to measure the side lengths of each. Ask a family member to join you and compare your measurements.
- **Shape Walk:** Go on a walk and play "I Spy" to locate shapes. Describe each shape by the number of sides, angles, length of sides, etc.
- **Shape Drawing:** Composite shapes are made up of basic shapes. Draw composite shapes using 2D (flat) shapes such as squares, triangles, rectangles. Try to make a dog, cat, house, tree, or flower.
- **Dominoes:** Play a game of dominos. Can you recognize how many dots are on each domino without counting? Play a quick images game. Game 1: Flash a domino for a few seconds and hide it. See if you can remember how many dots you saw. If you get it right, keep the domino. Game 2: Play domino war. Divide dominos between two players. Each player flips over a domino. The player with the largest number wins. Continue until all dominos have been played.
- **Counting:** The characters in the *Follow the Bouncing Ball* episode loved to count. Look around and find different objects to count. How many different ways can you count them? Make a list. Can you count by 10s? 5s?, 2s?
- **Sequencing:** In *Peg+Cat: The Dance Problem*, Misty Copeland demonstrated the order of five ballet moves and taught them to others. Can you teach someone how to do something? List what you do first, second, third, fourth, and fifth.



THINK like a Scientist!

Choose at least 2 learning opportunities to practice observing, questioning, and reasoning skills.

- **Measure:** The Cat in the Hat helps Nick and Sally to find evidence by measuring things to find out which is bigger and which is smaller. Use measurements to find evidence of items that are bigger and smaller around your house.
- **Using Your Senses:** Have someone put several objects in a bag or box. Cover your eyes and use your other senses to name the objects. Then sort the objects into groups and tell someone why you sorted them that way.



- **Gardening:** This week in Arkansas many people may be planting gardens. Save a seed from a fruit or vegetable you eat this week. Discuss how this seed changes. Perhaps you can plant it and watch it grow.
- **Observation:** Butterflies, bees, and other flying insects can be seen outside this week, make observations and draw a picture of what you see. How many different flying insects can you find?

FUN ZONE

- ★ Get active with your family. Go for a walk or play outside.
- ★ Perform your favorite song or dance for family and friends.
- ★ Play a family game (Uno, Candy Land, Heads Up, Go Fish, etc.)
- ★ Make a masterpiece using art chalk, paint, crayons, etc.
- ★ Check out the PBS kids for games and activities for each show.
<https://pbskids.org>





Week of April 6-10, 2020



Vocabulary BINGO Directions:

As you watch PBS shows this week, look for keywords on the tv. If you see a word on the BINGO Card, mark or color the square. When you get 3 words across, down or diagonal, you have a BINGO. YOU WIN!


Bonus Activity: Touch a word and ask a parent, brother or sister to share what they know about the meaning of the word. You can do this as many times as you like to learn more about words.

<h1>Vocabulary BINGO</h1>		
Bubble	Odd Numbers	Smell
First	Bigger	Migration
Tadpoles	Green	Echo

Dominoes - Dominos 1/3



Dominoes - Dominos 2/3





Child's Name:

Teacher's Name:

Grade:

AMI PROGRESS REPORT- Self Reporting- WEEK 2

PBS Programming:

We were able to watch:

- All 5 days of programs (Hour and ½ each day)
- 4 days
- 3 days
- 2 days
- 1 day
- Did not watch

Literacy Corner:

Mark the learning opportunities that your child completed:

- Vocabulary BINGO
- Write a Story:
- Make a List
- Story Details:
- Presentation:
- Retell:
- FREE Choice

Math Mania:

Mark the math learning opportunities your child completed:

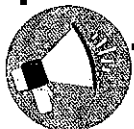
- Measurement:
- Shape Walk:
- Shape Drawing:
- Dominoes:
- Counting
- Sequencing:

THINK like a Scientist!

Mark the learning opportunities your child completed:

- Measure
- Using Your Senses
- Gardening
- Observation

Upload, email, turn in 2 pieces of your child's work from the week that shows their progress in completing the learning opportunities in literacy, math or science to _____.



Comment and questions: